



CZ0240/51、CZ0240/1 全塑防爆照明开关	Full plastic explosion-proof illumination switches
CZ0240 全塑防爆控制器	Full plastic explosion-proof controller
CZ1242 全塑防爆控制箱	Full plastic explosion-proof control box
CZ1342 防爆控制箱	Explosion-proof control box

# CZ0240/51 CZ0240/1


**A**
**描述:**

防爆照明开关外壳由耐冲击、耐高低温、抗静电合金塑料制成，盖和基座的结合面设计成凹凸形，设有硅橡胶密封结构，无需开盖也可安装。

防爆照明开关有二种开关模式供选择：CZ0240/51照明开关采用旋转式手柄，新型CZ0240/1采用拨动开关手柄，配有夜光指示牌，便于黑暗中操作。内装防爆元件模块安装在壳体內的导轨上，电缆密封套设在底部。标配电缆密封套塑料 M20 × 1.5 或金属M25 × 1.5。

- 安装简易
- 高度的化学稳定
- 布线空间大
- 防护等级 IP66
- IECEx国际认证、ATEX欧盟认证

**Descriptions:**

The enclosure of explosion-proof illumination switch is made of alloy plastic which is impact resistant, high or low temperature resistant and static resistant. The concave-convex joint is designed between the lid and base and it is sealed with silicon rubber bar. It can also be mounted even if the cover is closed.

There are two types of switches for option. One is CZ0240/51 illumination switch with rotary handle. The other new version is CZ0240/1 with toggle handle and luminous label for operation in the dark. Built-in Ex modules are mounted on the rails in the enclosures. Cable glands are arranged at the bottom. Plastic cable gland M20X1.5 or metal M25X1.5 are standard.

- Easy installation
- High chemical stability
- Large wiring space
- Degree of protection is IP66
- IECEx International Approval, ATEX European Approval

**1 区和 2 区**
**Zone 1 and zone 2**
**21 区和 22 区**
**Zone 21 and zone 22**

**主要数据 Main technical data:**

认证 Certification	防爆标志 Ex mark	符合标准 Meet the standard
China: CE17.5039X	Ex d e II C T6 Gb Ex tD A21 IP66 T80°C	GB3836 GB12476
IECEx: IECEx CML 17.0025X	Ex db eb II C T6 Gb Ex tb III C T 80°C Db	IEC60079
ATEX: CML 17 ATEX 1040X	Ex II 2 G D Ex db eb II C T6 Gb Ex tb III C T 80°C Db	EN60079

适用范围: 用于 1 区和 2 区, 用于 21 区和 22 区

 使用环境温度:  $-40^{\circ}\text{C} < \text{Ta} < +55^{\circ}\text{C}$ 

防护等级: IP66

额定电压: 250V

额定电流: 高达 16A

 元件端子:  $2.5\text{mm}^2$  PE 端子:  $4\text{mm}^2$ 

外壳材料: 抗静电合金塑料

符合: CE 2460

电缆入口: 铜制、塑制电缆密封套

Intended use: Can be used in zone 1 and zone 2

Can be used in zone 21 and zone 22

 Ambient temperature:  $-40^{\circ}\text{C} < \text{Ta} < +55^{\circ}\text{C}$ 

Degree of protection: IP66

Rated voltage: max 250V Rated current: max 16A


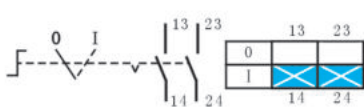

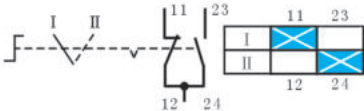

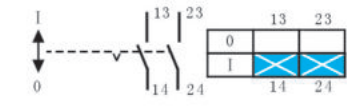

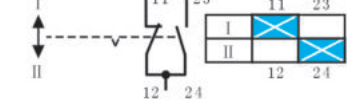
 Component terminal:  $2.5\text{mm}^2$  PE terminals:  $4\text{mm}^2$ 

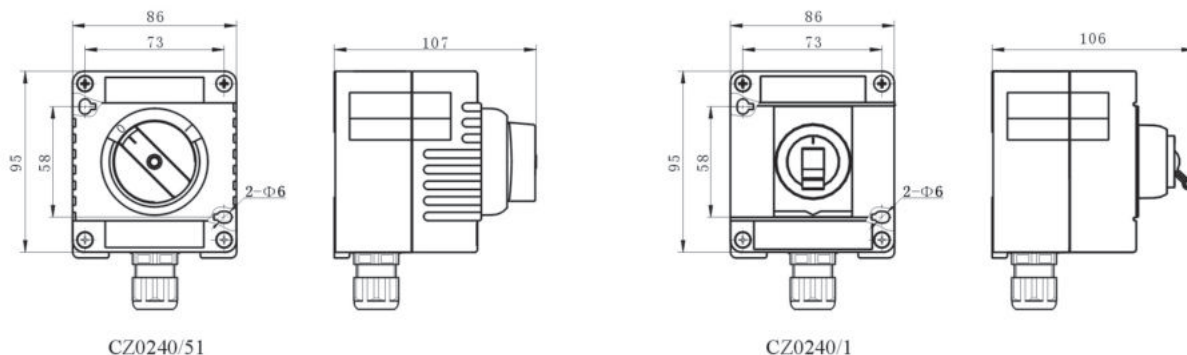
Material of enclosure: Alloy plastic of static resistance

Conformity to: CE 2460

Cable entry: Brass, moulded plastic cable gland

**A**
**订购规格 Order specifications:**

图样 Illustration	接线图 Wiring diagram	电缆入口 (外径) Cable entries (outside diameter)	重量(kg) Weight	订购号 Order No.
 CZ0240/51		塑制电缆密封套 底部: $1 \times \text{M}20, \Phi 5.5\text{-}13\text{mm}$ Moulded plastic cable gland at bottom	0.4	<b>CZ0240/51-6200 01-1</b>
		铜制电缆密封套 底部: $1 \times \text{M}25, \Phi 11\text{-}15\text{mm}$ Brass cable gland at bottom	0.42	<b>CZ0240/51-6200 01-J</b>
 CZ0240/51		塑制电缆密封套 底部: $1 \times \text{M}20, \Phi 5.5\text{-}13\text{mm}$ Moulded plastic cable gland at bottom	0.4	<b>CZ0240/51-6000 02-1</b>
		铜制电缆密封套 底部: $1 \times \text{M}25, \Phi 11\text{-}15\text{mm}$ Brass cable gland at bottom	0.42	<b>CZ0240/51-6000 02-J</b>
 CZ0240/1		塑制电缆密封套 底部: $1 \times \text{M}20, \Phi 5.5\text{-}13\text{mm}$ Moulded plastic cable gland at bottom	0.4	<b>CZ0240/1-6200 21-1</b>
		铜制电缆密封套 底部: $1 \times \text{M}25, \Phi 11\text{-}15\text{mm}$ Brass cable gland at bottom	0.42	<b>CZ0240/1-6200 21-J</b>
 CZ0240/1		塑制电缆密封套 底部: $1 \times \text{M}20, \Phi 5.5\text{-}13\text{mm}$ Moulded plastic cable gland at bottom	0.4	<b>CZ0240/1-6000 22-1</b>
		铜制电缆密封套 底部: $1 \times \text{M}25, \Phi 11\text{-}15\text{mm}$ Brass cable gland at bottom	0.42	<b>CZ0240/1-6000 22-J</b>

**外形尺寸 Outline dimensions:**


# CZ0240

**A**

**描述:**

全塑防爆控制器有六种标准尺寸外壳供选择, CZ0240/1, CZ0240/2, CZ0240/3可以互相组合, CZ0240/4, CZ0240/5, CZ0240/6也可互相组合, 最多可以将三个外壳组合成一体。外壳采用抗静电合金塑料制成, 盖和基座的结合面设计成凹凸形, 设有硅橡胶密封结构, 即使合上盖密封后也可安装。

内装防爆元件模块安装在外壳内的导轨上, CZ0240/1, CZ0240/2, CZ0240/3 电缆入口为一个, 可按用户要求可设在顶部或底部; CZ0240/4, CZ0240/5, CZ0240/6 电缆入口设在底部, 最多数量二个。

- 六种标准外壳
- 安装简易
- 配置极其灵活
- 化学性能稳定
- 可配塑制电缆密封套或金属电缆密封套
- IECEx国际认证、ATEX欧盟认证

**Descriptions:**

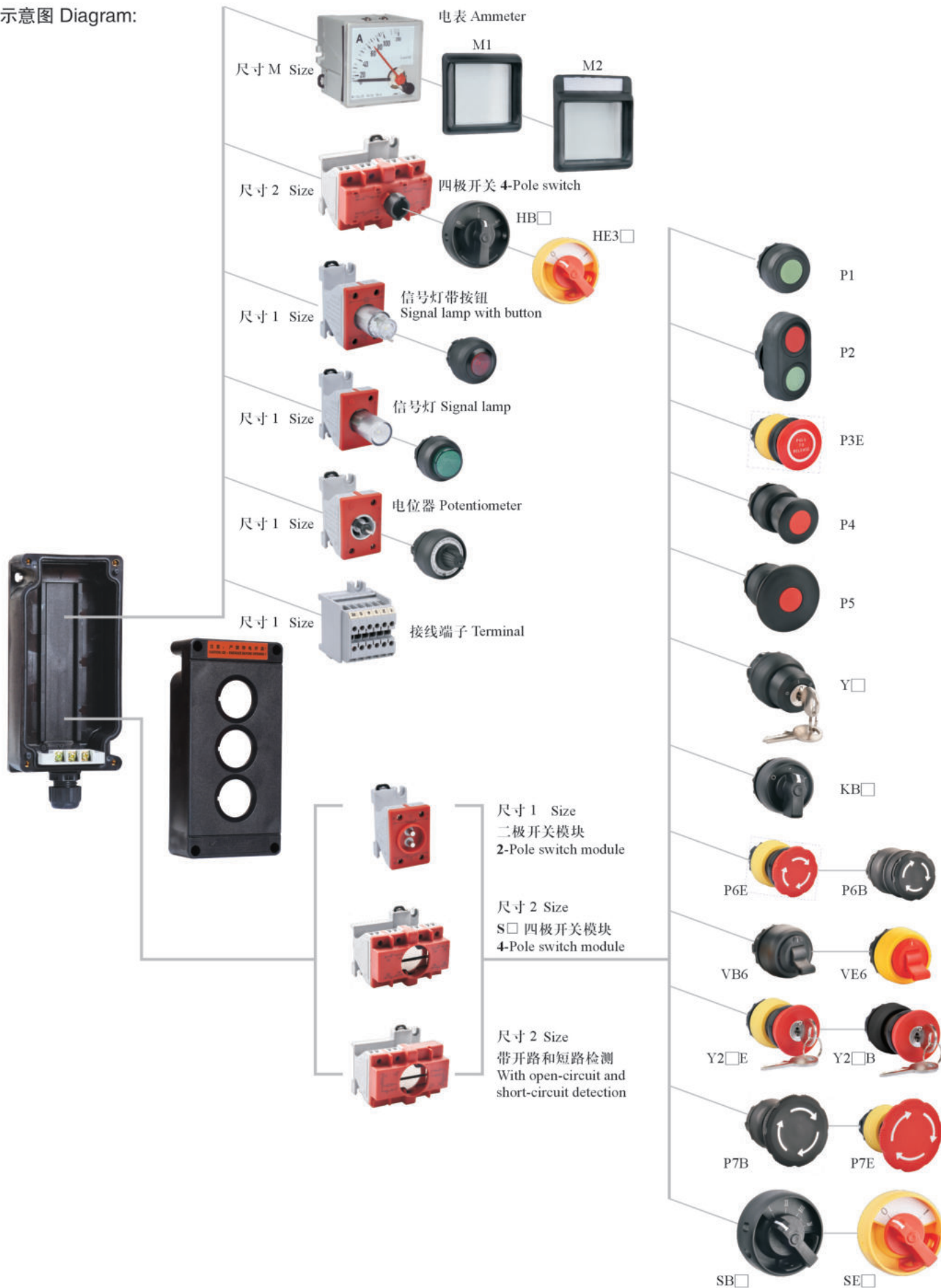
There are six standard enclosure sizes for options. Each CZ0240/1, CZ0240/2 and CZ0240/3 can be combined together and each CZ0240/4, CZ0240/5 and CZ0240/6 can be combined together, but max. three pieces are together. The enclosure made of static-resistant plastic alloy and the concave-convex joint is designed between cover and body which the silicon rubber bar is sealed between them and it can be mounted even if the cover is closed and sealed.

Built-in explosion-proof components modules are mounted on rails in the enclosure and one cable entry of CZ0240/1, CZ0240/2, CZ0240/3 can be opened on top or at bottom as request. The max. 2 cable entries of CZ0240/4, CZ0240/5, CZ0240/6 can be opened at bottom.

- Six kinds of standard enclosure.
- Easy installation.
- Flexible configure.
- High chemical stability.
- Can match plastic molded or metal cable gland.
- IECEx International Approval, ATEX European Approval

**1 区和 2 区**
**Zone 1 and zone 2**
**21 区和 22 区**
**Zone 21 and zone 22**

示意图 Diagram:



**A**

**主要数据 Main technical data:**

认证 Certification	防爆标志 Ex mark	符合标准 Meet the standard
China: CE17.5039X	Ex d e ia mb II C T6/T5 Gb Ex tD A21 IP66 T80°C/T95°C	GB3836 GB12476
IECEX: IECEX CML 17.0025X	Ex db eb ia mb II C T6/T5 Gb Ex tb III C T80°C/T95°C Db	IEC60079
ATEX: CML 17 ATEX 1040X	Ex II 2 G D Ex db eb ia mb II C T6/T5 Gb Ex tb III C T80°C/T95°C Db	EN60079

适用范围: 用于 1 区和 2 区, 用于 21 区和 22 区

 使用环境温度:  $-40^{\circ}\text{C} \leq \text{Ta} < +40^{\circ}\text{C}/+55^{\circ}\text{C}$ 

防护等级: IP66

额定电压: up to 500V

额定电流: up to 16A

 元件端子:  $2.5\text{mm}^2$  PE 端子:  $4\text{mm}^2$ 

外壳材料: 抗静电合金塑料

符合: CE 2460

电缆入口:

CZ0240/1, CZ0240/2, CZ0240/3 标准配置:

 塑制  $1 \times \text{M}20$  电缆外径  $\Phi 5.5\sim 13\text{mm}$ 

CZ0240/4, CZ0240/5, CZ0240/6 标准配置:

 塑制  $2 \times \text{M}25$  电缆外径  $\Phi 8\sim 17\text{mm}$ 

安装形式: 壁式安装

立式安装 (安装附件详见 A/55~A/56 页)

Intended use: Can be used in zone 1 and zone 2

Can be used in zone 21 and zone 22

 Ambient temperature :  $-40^{\circ}\text{C} \leq \text{Ta} < +40^{\circ}\text{C}/+55^{\circ}\text{C}$ 

Degree of protection: IP66

Rated voltage: up to 500V Rated current: up to 16A

 Component terminal:  $2.5\text{mm}^2$  PE terminals:  $4\text{mm}^2$ 

Material of enclosure: Alloy plastic of static resistance

Conformity to: CE 2460

Cable entry:

CZ0240/1, CZ0240/2, CZ0240/3 Standard configure:

 Molded plastic  $1 \times \text{M}20$ , cable outer diameter  $\Phi 5.5\sim 13\text{mm}$  .

CZ0240/4, CZ0240/5, CZ0240/6 Standard configure:

 Molded plastic  $2 \times \text{M}25$ , cable outer diameter  $\Phi 8\sim 17\text{mm}$  .

Mounting way: wall mounted type

Vertical mounted (mounting accessory see A/55~A/56) type

根据用户要求, 可选配不同的外壳方案和元件模块。

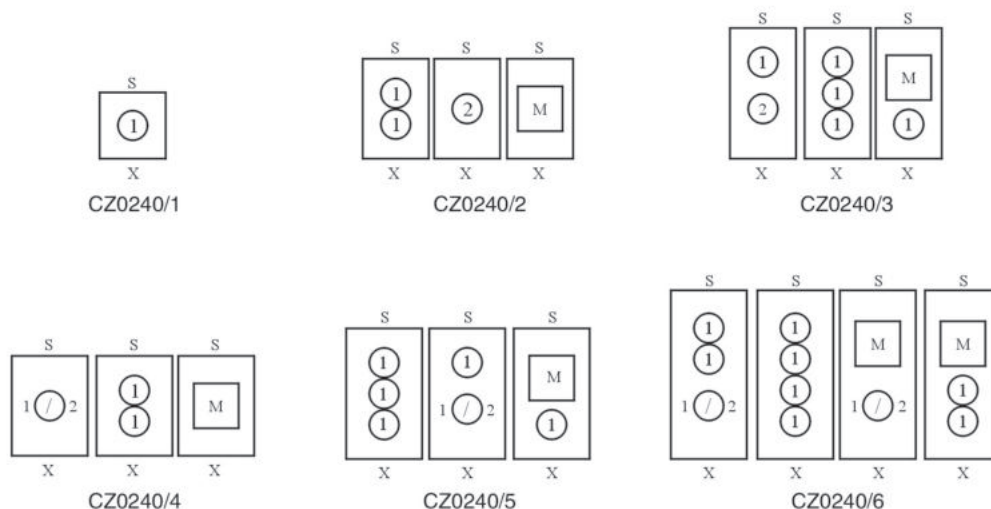
The different enclosure scheme and component module can be selected according to the user's request.

**外壳方案 Enclosure scheme:**

尺寸 1 模块需占用一个安装位置,

尺寸 2 (四极开关模块) 和尺寸 M (电表模块) 占用二个安装位置。

Size 1 module has a specified mounted position, Size 2 (4-pole module) and size M (ammeter module) has two mounting positions.




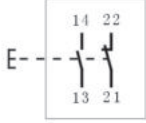

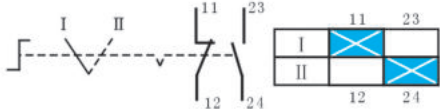

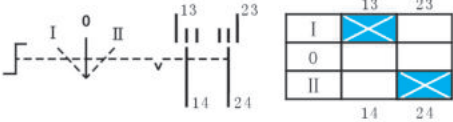

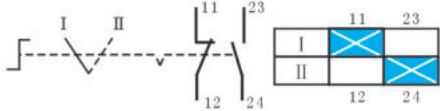

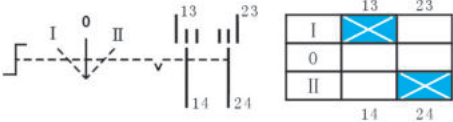

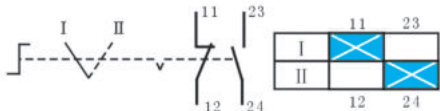

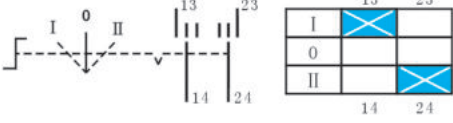
订购规格 Order specifications:

**CZ0240/1 防爆控制器 CZ0240/1 Explosion-proof controller**

图样 Illustration	描述 Description	重量(kg) Weight	订购号 Order No.
	 <p>1 个按钮, INO+INC 包括标识牌 “0, I, START, STOP”</p> <p>One push button INO+INC, including label "0, I, START, STOP"</p>	0.370	<b>CZ0240/1-0101-1</b>
	 <p>1 个双按钮 INO+INC, 包括标识牌“0, I, START, STOP”</p> <p>One double push button INO+INC, including label "0, I, START, STOP"</p>	0.390	<b>CZ0240/1-0103-1</b>
	 <p>1 个 Φ37mm 蘑菇头按钮 (黑色), INO+INC</p> <p>One Φ37mm mushroom head push button (black), INO+INC</p>	0.400	<b>CZ0240/1-0104-1</b>
	 <p>1 个 Φ55mm 蘑菇头按钮 (黑色), INO+INC</p> <p>One Φ55mm mushroom head push button (black), INO+INC</p>	0.405	<b>CZ0240/1-0159-1</b>
	 <p>1 个 Φ40mm 红色急停自锁按钮 INO+INC</p> <p>One Φ40mm red emergency stop self-locking push button INO+INC</p>	0.400	<b>CZ0240/1-0152-1</b>
	 <p>1 个 Φ55mm 红色急停自锁按钮 INO+INC</p> <p>One Φ55mm red emergency stop self-locking push button INO+INC</p>	0.430	<b>CZ0240/1-0153-1</b>
	 <p>1 个 Φ40mm 红色急停自锁按钮 (带保护罩) INO+INC</p> <p>One Φ40mm red e-stop self-locking pushbutton (with protective cover)</p>	0.516	<b>CZ0240/1-0160-1</b>
	 <p>1 个拨动开关 (红/黄) INO+INC</p> <p>One toggle switch (red/yellow) INO+INC</p>	0.375	<b>CZ0240/1-0161-1</b>


A

**CZ0240/1 防爆控制器 Explosion-proof controller**


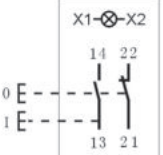

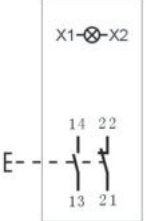

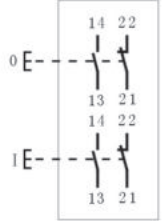

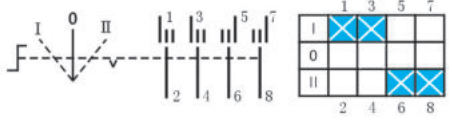
图样 Illustration	描述 Description	重量(kg) Weight	订购号 Order No.
	 <p>1 个带急停钥匙释放按钮 INO+1NC One Emergency stop key-releasing push button INO+1NC</p>	0.440	<b>CZ0240/1-0154-1</b>
	 <p>1 个二极钥匙按钮、开关 One 2-pole key push button, switch</p>	0.380	<b>CZ0240/1-0155-1</b>
	 <p>1 个二极钥匙按钮、开关 One 2-pole key push button, switch</p>	0.380	<b>CZ0240/1-0156-1</b>
	 <p>1 个二极开关 小手柄 <math>\Phi 39\text{mm}</math> One 2-pole switch Small handle <math>\Phi 39\text{mm}</math></p>	0.380	<b>CZ0240/1-0109-1</b>
	 <p>1 个二极开关 小手柄 <math>\Phi 39\text{mm}</math> One 2-pole switch Small handle <math>\Phi 39\text{mm}</math></p>	0.380	<b>CZ0240/1-0110-1</b>
	 <p>1 个二极开关 大手柄 <math>\Phi 61\text{mm}</math> One 2-pole switch Big handle <math>\Phi 61\text{mm}</math></p>	0.393	<b>CZ0240/1-0157-1</b>
	 <p>1 个二极开关 大手柄 <math>\Phi 61\text{mm}</math> One 2-pole switch Big handle <math>\Phi 61\text{mm}</math></p>	0.393	<b>CZ0240/1-0158-1</b>




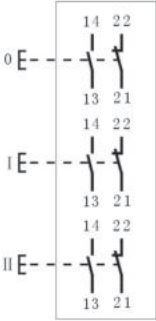

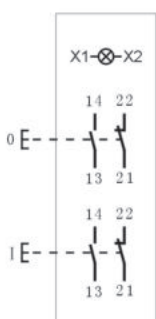

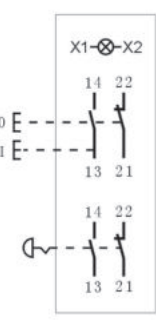

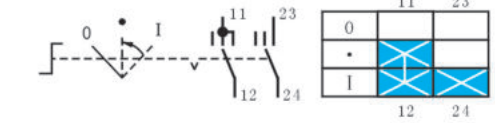
**CZ0240/1 防爆控制器 Explosion-proof controller**

图样 Illustration	描述 Description	重量(kg) Weight	订购号 Order No.
	 <ul style="list-style-type: none"> <li>● 红 LR Red LR</li> <li>● 绿 LG Green LG</li> <li>● 黄 LY Yellow LY</li> <li>● 兰 LB Blue LB</li> <li>○ 白 LW White LW</li> </ul> 1 个信号灯带按钮 INC+20V - 250V AC/DC One signal lamp with push button	0.370	CZ0240/1-0162-1 CZ0240/1-0163-1 CZ0240/1-0164-1 CZ0240/1-0165-1 CZ0240/1-0166-1


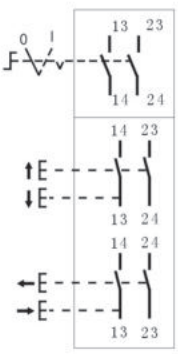

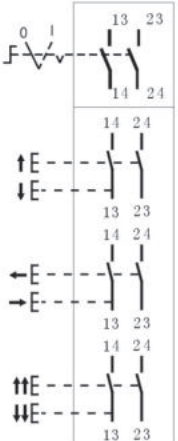
**A**
**CZ0240/2 防爆控制器 Explosion-proof controller**

图样 Illustration	描述 Description	重量(kg) Weight	订购号 Order No.
	 <ul style="list-style-type: none"> <li>● 红 LR Red LR</li> <li>● 绿 LG Green LG</li> <li>● 黄 LY Yellow LY</li> <li>● 兰 LB Blue LB</li> <li>○ 白 LW White LW</li> </ul> 1 个信号灯 20V - 250V AC/DC 1 个双按钮 INO+INC 包括标识牌“0, I, START, STOP” One signal lamp 20V - 250V AC/DC One double push button INO+INC Including label "0, I, START, STOP"	0.560	CZ0240/2-0201-1 CZ0240/2-0202-1 CZ0240/2-0203-1 CZ0240/2-0204-1 CZ0240/2-0205-1
	 <ul style="list-style-type: none"> <li>● 红 LR Red LR</li> <li>● 绿 LG Green LG</li> <li>● 黄 LY Yellow LY</li> <li>● 兰 LB Blue LB</li> <li>○ 白 LW White LW</li> </ul> 1 个信号灯 20V - 250V AC/DC 1 个按钮, INO+INC 包括标识牌“0, I, START, STOP” One signal lamp 20V - 250V AC/DC One push button INO+INC, Including label "0, I, START, STOP"	0.550	CZ0240/2-0206-1 CZ0240/2-0207-1 CZ0240/2-0208-1 CZ0240/2-0209-1 CZ0240/2-0210-1
	 2 个按钮 每个带 INO+INC, 包括标识牌“0, I, START, STOP” Two push buttons Each with INO+INC, Including label "0, I, START, STOP"	0.540	<b>CZ0240/2-0211-1</b>
	 1 个四极控制开关 One 4-Pole control switch	0.570	<b>CZ0240/2-0112-1</b>


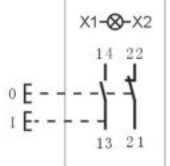

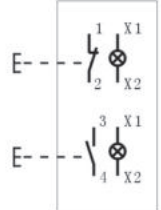
**CZ0240/3 防爆控制器 Explosion-proof controller**

图样 Illustration	描述 Description	重量(kg) Weight	订购号 Order No.
	 <p>3 个按钮 每个带 INO+INC , 包括标识牌“ I , 0 , II , START , STOP ”</p> <p>Three push buttons Each with INO+INC , Including labels " I , 0 , II , START , STOP "</p>	0.700	<b>CZ0240/3-0301-1</b>
	 <ul style="list-style-type: none"> <li>● 红 LR Red LR</li> <li>● 绿 LG Green LG</li> <li>● 黄 LY Yellow LY</li> <li>● 兰 LB Blue LB</li> <li>○ 白 LW White LW</li> </ul> <p>1 个信号灯 20V - 250V AC/DC 2 个按钮 每个带 INO+INC , 包括标识牌“ 0 , I , START , STOP ”</p> <p>One signal lamp 20V - 250V AC/DC Two push buttons Each with INO+INC Including label " 0 , I , START , STOP "</p>	0.700	<b>CZ0240/3-0302-1</b> <b>CZ0240/3-0303-1</b> <b>CZ0240/3-0304-1</b> <b>CZ0240/3-0305-1</b> <b>CZ0240/3-0306-1</b>
	 <ul style="list-style-type: none"> <li>● 红 LR Red LR</li> <li>● 绿 LG Green LG</li> <li>● 黄 LY Yellow LY</li> <li>● 兰 LB Blue LB</li> <li>○ 白 LW White LW</li> </ul> <p>1 个信号灯 20V - 250V AC/DC 1 个双按钮 INO+INC 1 个急停自锁按钮 INO+INC 包括标识牌“ 0 , I , START , STOP ”</p> <p>One signal lamp 20V - 250V AC/DC One double push button INO+INC One emergency stop self-locking push button INO+INC Including label " 0 , I , START , STOP "</p>	0.750	<b>CZ0240/3-0357-1</b> <b>CZ0240/3-0358-1</b> <b>CZ0240/3-0359-1</b> <b>CZ0240/3-0360-1</b> <b>CZ0240/3-0361-1</b>
	 <p>1 个电流表, 6A 100 / 15-M1 电流互感器式 1 个二极控制开关</p> <p>One ammeter, 6A 100 / 15-M1 For current transformer One 2-Pole control switch</p>	0.680	<b>CZ0240/3-0212-1</b>


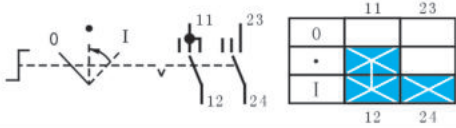
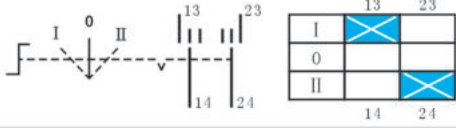
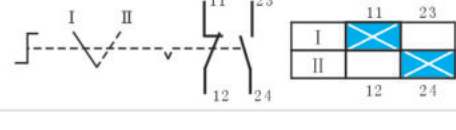

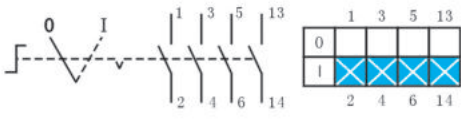
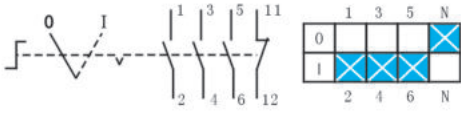
**CZ0240/1、2、3 防爆控制器组合 Combination of explosion-proof controller**

图样 Illustration	描述 Description	重量(kg) Weight	订购号 Order No.
	 <p>一个二极控制开关 标识牌“0, I” 2个双按钮 每个带2NO 包括标识牌“0, I, ↑, ↓, ←, →” 电缆入口: 塑制 M25×1.5</p> <p>One 2-Pole control switch Label "0, I" Two double push buttons Each with 2NO Including label "0, I, ↑, ↓, ←, →" Cable entry: moulded plastic M25×1.5</p>	0.940	<b>CZ0240/1+2-0301-2</b>
	 <p>一个二极控制开关 标识牌“0, I” 3个双按钮 每个带2NO 包括标识牌“0, I, ↑, ↓, ←, →, ↑↑, ↓↓” 电缆入口: 塑制 M25×1.5</p> <p>One 2-Pole control switch Label "0, I" Three double push buttons Each with 2NO Including label "0, I, ↑, ↓, ←, →, ↑↑, ↓↓" Cable entry: moulded plastic M25×1.5</p>	1.120	<b>CZ0240/1+3-0402-2</b>


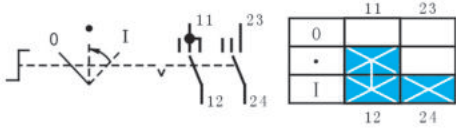

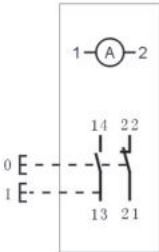
**A**
**CZ0240/4 防爆控制器 Explosion-proof controller**

图样 Illustration	描述 Description	重量(kg) Weight	订购号 Order No.
	 <p>● 红 LR Red LR ● 绿 LG Green LG ● 黄 LY Yellow LY ● 兰 LB Blue LB ○ 白 LW White LW 1个信号灯 20V - 250V AC/DC 1个双按钮 1NO+1NC 包括标识牌“0, I, START, STOP”</p> <p>One signal lamp 20V - 250V AC/DC One double push button 1NO+1NC Including "0, I, START, STOP"</p>	0.516	<b>CZ0240/4-0205-8</b> <b>CZ0240/4-0206-8</b> <b>CZ0240/4-0207-8</b> <b>CZ0240/4-0208-8</b> <b>CZ0240/4-0209-8</b>
	 <p>1个信号灯带按钮 ● 红 LR INC+20V - 250V AC/DC 1个信号灯带按钮 ● 绿 LG INO+20V - 250V AC/DC</p> <p>One signal lamp with push button Red component INC+20V - 250V AC/DC One signal lamp with push button Green component INO+20V - 250V AC/DC</p>	0.511	<b>CZ0240/4-0210-8</b>


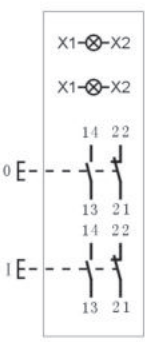

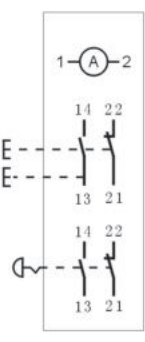

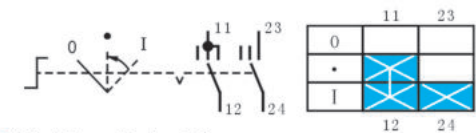
**CZ0240/4 防爆控制器 Explosion-proof controller**

图样 Illustration	描述 Description	重量(kg) Weight	订购号 Order No.
 <p>1 个二极开关 One 2-pole switch</p>		0.480	<b>CZ0240/4-0101-8</b>
		0.480	<b>CZ0240/4-0102-8</b>
		0.480	<b>CZ0240/4-0103-8</b>
 <p>1 个负荷开关 One load switch</p>		0.570	<b>CZ0240/4-0111-8</b>
		0.570	<b>CZ0240/4-0112-8</b>

**CZ0240/5 防爆控制器 Explosion-proof controller**

图样 Illustration	描述 Description	重量(kg) Weight	订购号 Order No.
	 <p>1 个电流表, 6A 100 / 15-M1 电流互感器式 1 个二极控制开关 One ammeter, 6A 100 / 15-M1 For current transformer One 2-Pole control switch</p>	0.702	<b>CZ0240/5-0204-8</b>
	 <p>1 个电流表, 6A 100 / 15-M1, 电流互感器式 1 个双按钮 INO + INC 包括标识牌 "0, I, START, STOP" One ammeter, 6A 100 / 15-M1, for current transformer One double push button INO + INC Including label "0, I, START, STOP"</p>	0.707	<b>CZ0240/5-0211-8</b>

**CZ0240/6 防爆控制器**
**Explosion-proof controller**

图样 Illustration	描述 Description	重量(kg) Weight	订购号 Order No.
	 <p>2个信号灯                      ● 红 LR: 20V - 250V AC/DC                      ● 绿 LG: 20V - 250V AC/DC                      2个按钮                      每个带 INO+INC ,                      包括标识牌“0, I, START, STOP”</p> <p>Two signal lamps                      ● Red LR: 20V - 250V AC/DC                      ● Green LG: 20V - 250V AC/DC                      Two push buttons                      Each with INO+INC ,                      Including label " 0, I, START, STOP "</p>	0.769	<b>CZ0240/6-0401-8</b>
	 <p>1个电流表, 6A 100 / 15-M1,                      电流互感器式                      1个双按钮 INO + INC                      包括标识牌“0, I, START, STOP”                      1个急停自锁按钮 INO+INC</p> <p>One ammeter, 6A 100 / 15-M1,                      for current transformer                      One double push button INO + INC                      Including label " 0, I, START, STOP "                      One emergency stop self-locking button                      INO+INC.</p>	0.891	<b>CZ0240/6-0352-8</b>
	 <p>● 红 LR Red LR                      ● 绿 LG Green LG                      ● 黄 LY Yellow LY                      ● 兰 LB Blue LB                      ○ 白 LW White LW</p> <p>1个信号灯 20V - 250V AC/DC                      1个电流表, 6A 100 / 15-M1                      电流互感器式                      1个二极控制开关</p> <p>One signal lamp                      20V - 250V AC/DC                      One ammeter, 6A 100 / 15-M1                      For current transformer                      One 2-Pole control switch</p>	0.846	<b>CZ0240/6-0303-8</b> <b>CZ0240/6-0304-8</b> <b>CZ0240/6-0305-8</b> <b>CZ0240/6-0306-8</b> <b>CZ0240/6-0307-8</b>

**A**

电缆密封套引入编码 The code of cable gland

编码 Code	规格 Specification	电缆直径 (Φ) Cable diameter (Φ)
0	塑制 1 个 M32 × 1.5 电缆密封套 One moulded plastic M32 × 1.5 cable gland	12 ~ 21mm
1	塑制 1 个 M20 × 1.5 电缆密封套 One moulded plastic M20 × 1.5 cable gland	5.5 ~ 13mm
2	塑制 1 个 M25 × 1.5 电缆密封套 One moulded plastic M25 × 1.5 cable gland	8 ~ 17mm
6	塑制 2 个 M20 × 1.5 电缆密封套 Two moulded plastic M20 × 1.5 cable glands	5.5 ~ 13mm
8	塑制 2 个 M25 × 1.5 电缆密封套 Two moulded plastic M25 × 1.5 cable glands	8 ~ 17mm
A	塑制 1 个 M20 × 1.5 电缆密封套 One moulded plastic M20 × 1.5 cable gland 塑制 1 个 M20 × 1.5 空塞堵头 One moulded plastic M20 × 1.5 stopping plug	5.5 ~ 13mm
B	塑制 1 个 M25 × 1.5 电缆密封套 One moulded plastic M25 × 1.5 cable gland 塑制 1 个 M25 × 1.5 空塞堵头 One moulded plastic M25 × 1.5 stopping plug	8 ~ 17mm

4000-□附件: 安装板 Accessorise: Mounting plate

图样 Illustration	型号 Type	描述 Description	重量(kg) Weight	编码 Code
<p>4038/10      4038/10P</p>	墙壁安装方式 Wall type mounting way	用于安装 Can be used for CZ0240/1 CZ0240/2 CZ0240/4	0.200	<b>4038/10</b>
		用于安装 Can be used for CZ0240/3 CZ0240/5	0.220	<b>4038/11</b>
		用于安装 Can be used for CZ0240/6	0.240	<b>4038/12</b>
<p>4038/11      4038/11P</p>	墙壁式和立式 带不锈钢防雨罩 Wall type and vertical type with stainless steel water-proof cover	用于安装 Can be used for CZ0240/1 CZ0240/2 CZ0240/4	0.420	<b>4038/10P</b>
		用于安装 Can be used for CZ0240/3 CZ0240/5	0.530	<b>4038/11P</b>
		用于安装 Can be used for CZ0240/6	0.710	<b>4038/12P</b>
<p>4038/12      4038/12P</p> <p>墙壁安装方式 Wall type mounting way</p> <p>墙壁式和立式 带不锈钢防雨罩 Wall type and vertical type with stainless steel water-proof cover</p>				

4000-□附件 Accessorise

图样 Illustration	描述 Description	重量(kg) Weight	件/包 Pcs/package	编码 Code
	组合连接螺栓套件: 用于连接两个 CZ0240 外壳, 包括一个连接螺栓, 1 个联接螺母和一个密封圈。 Combination bolt assemblies: Used for connecting to two CZ0240 enclosures, including a bolt, a nut and a sealing ring.	0.010	10	<b>4004</b>
	控制器标贴座 Labeling base of controller 用于 CZ0240/1, CZ0240/2, CZ0240/3 Used for	0.003	10	<b>4015</b>
	M6 接地螺丝 Earthing screw	0.024	10	<b>CZ8000-4036/6</b>

4000-□附件 Accessorise

图样 Illustration	描述 Description	重量(kg) Weight	件/包 Pcs/package	编码 Code
	4008 金属接地螺母 Metal earthing nuts : 1-M32 × 1.5	0.069	5	<b>4008/3</b>
	2-M25 × 1.5	0.066	5	<b>4008/4</b>
	2-M20 × 1.5 用于CZ0240/4、CZ0240/5、CZ0240/6, 同金属电缆密封套配合。 Used for CZ0240/4, CZ0240/5, CZ0240/6 can be used together with metal cable gland.	0.074	5	<b>4008/5</b>
	4008 金属接地螺母 Metal earthing nuts : M20 × 1.5	0.051	5	<b>4008/1</b>
	M25 × 1.5 用于CZ0240/1,CZ0240/2,CZ0240/3, 同金属电缆密封套配合。 Used for CZ0240/1,CZ0240/2,CZ0240/3, can be used together with metal cable gland.	0.047	5	<b>4008/2</b>

A

4000-□附件: 立式脚盘 Accessory: Vertical foot tray

图样 Illustration	型号 Type	描述 Description	重量(kg) Weight	编码 Code
	立式脚盘 Vertical foot tray	用于安装 CZ0240/1 Can be used for CZ0240/2 CZ0240/4	4.150	<b>4032/ □ -10</b>
		用于安装 CZ0240/3 Can be used for CZ0240/5	4.170	<b>4032/ □ -11</b>
		用于安装 CZ0240/6 Can be used for CZ0240/6	4.190	<b>4032/ □ -12</b>
	带不锈钢防雨罩 立式脚盘 Vertical foot tray with stainless steel water-proof cover	用于安装 CZ0240/1 Can be used for CZ0240/2 CZ0240/4	4.370	<b>4032/ □ -10P</b>
		用于安装 CZ0240/3 Can be used for CZ0240/5	4.480	<b>4032/ □ -11P</b>
		用于安装 CZ0240/6 Can be used for CZ0240/6	4.660	<b>4032/ □ -12P</b>

- 27 — 碳钢 (表面电泳黑色)
- 27 — Carbon steel (Surface electrophoresis black colour)
- 40 — 304 不锈钢
- 40 — No.304 Stainless steel
- 60 — 316L 不锈钢
- 60 — No.316L Stainless steel

材质 / Material

单位 Unit: mm



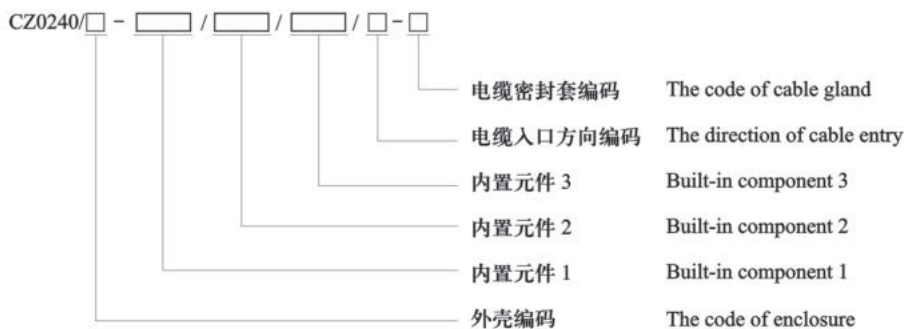
产品名称 Name	型号 Type	L	W1
立式脚盘 Vertical foot tray	4032/ □ -10	1312	131
	4032/ □ -11	1358	156
	4032/ □ -12	1398	176
带不锈钢防雨罩立式脚盘 Vertical foot tray with stainless steel water-proof cover	4032/ □ -10P	1325	131
	4032/ □ -11P	1371	156
	4032/ □ -12P	1413	176

### 元件 Components:

- 1、每个板前导轨型内置元件都有特定的编码，编码和技术参数参照 A/125 ~ A/162 页。
  - 2、每个电缆密封套都有有特定的编码，编码和技术参数参照 B/50 ~ B/67 页。
1. Each board front mounting rail type built-in component has special code, see pages A/125 ~ A/162 for the code and technical data.
  2. Each cable glands has special code, see pages B/50 ~ B/67 for the code and technical data.

### 其它形式的订购规格 Order specifications of other forms:

#### 型号含义 Model implication:



### 选型举例 Selection example:

1 个绿色信号灯, 20V - 250V AC/DC, 1 个双按钮 INO+INC 和标识牌 "0, I" 底部为 1 个塑制的电缆密封套 M20 × 1.5 引入。  
型号为 CZ0240 / 2 - 601L-LG / 60SL-P20222 / X - A02。

One green signal lamp, 20V - 250V AC/DC, One double button INO+INC and label "0, I" bottom has a plastic moulded cable gland M20 × 1.5 The type is CZ0240 / 2 - 601L-LG 60SL-P20222 / X - A02 .

### 选型举例 Selection example:

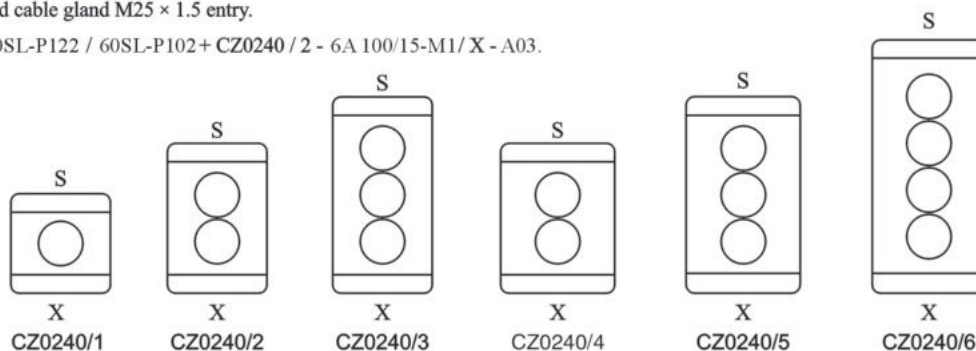
1 个电流表互感器, 刻度为 100/1, 过载倍程5倍, 2 个按钮, 每个都是 INO+INC 和标识牌 "0, I"。  
底部为 1 个塑制的电缆密封套 M25 × 1.5 引入。

型号为 CZ0240 / 2 - 60SL-P122 / 60SL-P102 + CZ0240 / 2 - 6A 100/15-M1 / X - A03。

One ammeter with a current transformer, the scale is 100/1, overload 5 times, Two buttons, each with INO+INC and label "0, I".  
Bottom has a plastic moulded cable gland M25 × 1.5 entry.

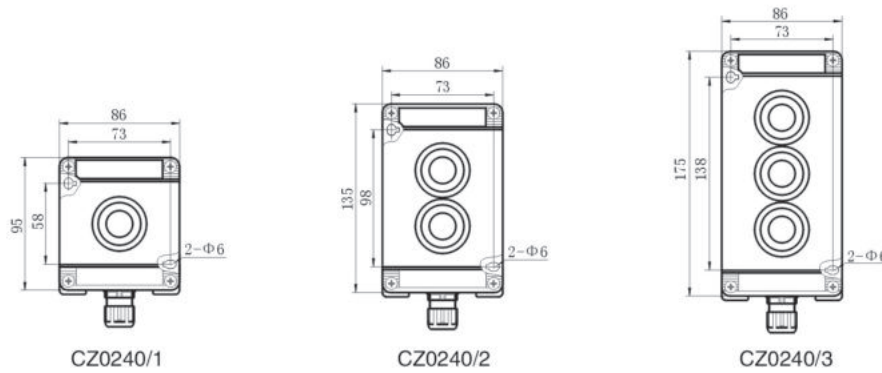
The type is CZ0240 / 2 - 60SL-P122 / 60SL-P102 + CZ0240 / 2 - 6A 100/15-M1 / X - A03.

### 外壳 Enclosures:



编码 Code	元件数 Number of components	电缆入口方向/数量 Direction of cable entry / Quantity	
		顶部 Top	底部 Bottom
CZ0240/1	1	S 1×M20 或 or 1×M25	X 1×M20 或 or 1×M25
CZ0240/2	1~2	S 1×M20 或 or 1×M25	X 1×M20 或 or 1×M25
CZ0240/3	2~3	S 1×M20 或 or 1×M25	X 1×M20 或 or 1×M25
CZ0240/4	1~2		X 1×M32 或 or 2×M25 1×M25 或 or 2×M20
CZ0240/5	2~3		X 1×M32 或 or 2×M25 1×M25 或 or 2×M20
CZ0240/6	2~4		X 1×M32 或 or 2×M25 1×M25 或 or 2×M20

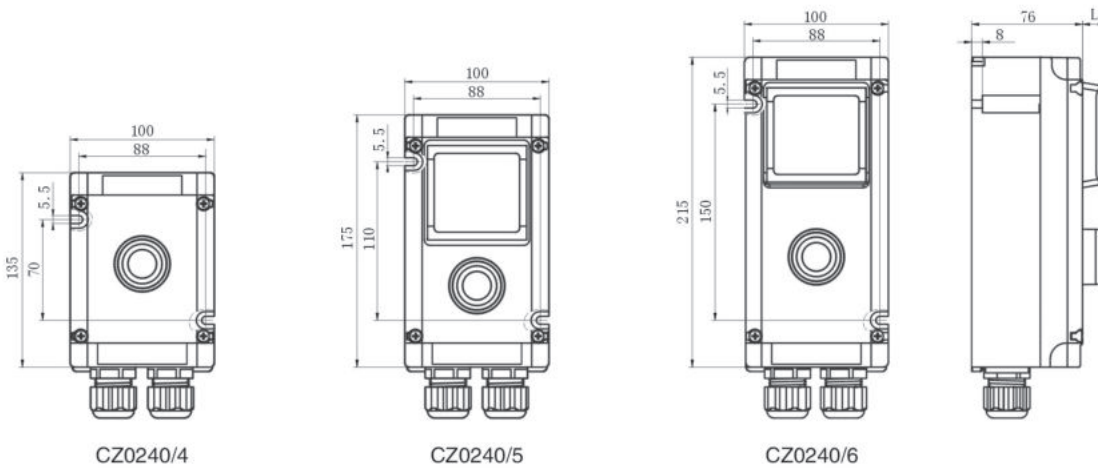


**外形安装尺寸 Outline and installation dimensions:**


CZ0240/1

CZ0240/2

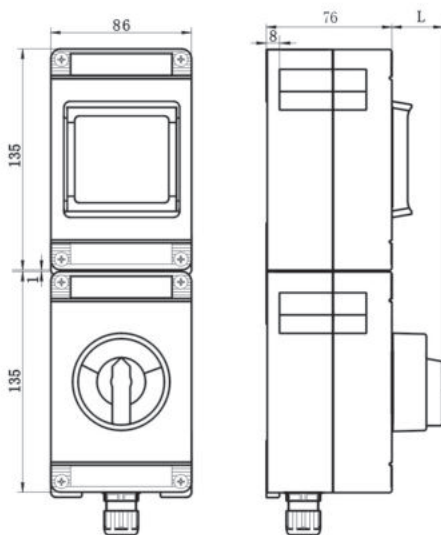
CZ0240/3



CZ0240/4

CZ0240/5

CZ0240/6



CZ0240/1、2、3组合 Combination

操作头	Operation head	L (mm)
橡胶按钮	Rubber sheath push button	15.5
橡胶双按钮	Rubber sheath double push button	15.5
蘑菇头按钮	Mushroom head push button	40.8
钥匙按钮、开关	Key push button, switch	33.3
急停钥匙释放按钮	Emergency stop key-releasing push button	41.6
急停按拉式按钮	Emergency push-pulling push button	40.8
急停扭动释放按钮	Emergency stop rotation-releasing push button	41.8
K□ 开关操作头	K□ Switch operation head	30.6
S□ 开关操作头	S□ Switch operation head	30.6
H□ 四极开关	H□ 4-Pole switch	30.6
信号灯罩	Cover of signal lamp	23.5
电位器整定操作头	Operation head of potentiometer setting	31
M□ 表框	M□ Calotte	12
信号灯带按钮	Signal lamp with push button	17.5
拨动开关	Toggle switch	20

**A**

**主要数据 Main technical data:**

适用范围: 用于 1 区和 2 区, 用于 21 区和 22 区

 使用环境温度:  $-40^{\circ}\text{C} < \text{Ta} < +55^{\circ}\text{C}$ 

防护等级: IP66

外壳材料: 抗静电合金塑料

标配接地装置和导轨

附件: 外壳 Accessorise: enclosure

Intended use: Can be used in zone 1 and zone 2, Can be used in zone 21 and zone 22


 Ambient temperature :  $-40^{\circ}\text{C} \leq \text{Ta} \leq +55^{\circ}\text{C}$ 

Degree of protection: IP66

Material of enclosure: Alloy plastic of static resistance

Earthing device and mounting rail included

**A**

图样 Illustration	防爆标志 Ex mark	电缆入口方向/数量 Direction of cable entry / Quantity	重量 (kg) Weight	订购号 Order No.
	Ex eb IIC Gb Ex tb IIIC Db		0.221	<b>CZ0240/1GT-1-X00</b>
		X 底部 Bottom 1 × Φ20.5	0.221	<b>CZ0240/1GT-1-X02</b>
		X 底部 Bottom 1 × Φ25.5	0.221	<b>CZ0240/1GT-1-X03</b>
	Ex eb IIC Gb Ex tb IIIC Db		0.279	<b>CZ0240/2GT-1-X00</b>
		X 底部 Bottom 1 × Φ20.5	0.279	<b>CZ0240/2GT-1-X02</b>
		X 底部 Bottom 1 × Φ25.5	0.279	<b>CZ0240/2GT-1-X03</b>
	Ex eb IIC Gb Ex tb IIIC Db		0.277	<b>CZ0240/2GT-2-X00</b>
		X 底部 Bottom 1 × Φ20.5	0.277	<b>CZ0240/2GT-2-X02</b>
		X 底部 Bottom 1 × Φ25.5	0.277	<b>CZ0240/2GT-2-X03</b>
	Ex eb IIC Gb Ex tb IIIC Db		0.275	<b>CZ0240/2GT-A-X00</b>
		X 底部 Bottom 1 × Φ20.5	0.275	<b>CZ0240/2GT-A-X02</b>
		X 底部 Bottom 1 × Φ25.5	0.275	<b>CZ0240/2GT-A-X03</b>
	Ex eb IIC Gb Ex tb IIIC Db		0.343	<b>CZ0240/3GT-3-X00</b>
		X 底部 Bottom 1 × Φ20.5	0.343	<b>CZ0240/3GT-3-X02</b>
		X 底部 Bottom 1 × Φ25.5	0.343	<b>CZ0240/3GT-3-X03</b>
	Ex eb IIC Gb Ex tb IIIC Db		0.344	<b>CZ0240/3GT-2-X00</b>
		X 底部 Bottom 1 × Φ20.5	0.344	<b>CZ0240/3GT-2-X02</b>
		X 底部 Bottom 1 × Φ25.5	0.344	<b>CZ0240/3GT-2-X03</b>
	Ex eb IIC Gb Ex tb IIIC Db		0.341	<b>CZ0240/3GT-1A-X00</b>
		X 底部 Bottom 1 × Φ20.5	0.341	<b>CZ0240/3GT-1A-X02</b>
		X 底部 Bottom 1 × Φ25.5	0.341	<b>CZ0240/3GT-1A-X03</b>
	Ex eb IIC Gb Ex tb IIIC Db		0.291	<b>CZ0240/4GT-1-X00</b>
		X 底部 Bottom 2 × Φ20.5	0.291	<b>CZ0240/4GT-1-X22</b>
		X 底部 Bottom 2 × Φ25.5	0.291	<b>CZ0240/4GT-1-X33</b>
	Ex eb IIC Gb Ex tb IIIC Db	X 底部 Bottom 1 × Φ32.5	0.291	<b>CZ0240/4GT-1-X04</b>
			0.289	<b>CZ0240/4GT-2-X00</b>
		X 底部 Bottom 2 × Φ20.5	0.289	<b>CZ0240/4GT-2-X22</b>
	Ex eb IIC Gb Ex tb IIIC Db	X 底部 Bottom 2 × Φ25.5	0.289	<b>CZ0240/4GT-2-X33</b>
		X 底部 Bottom 1 × Φ32.5	0.289	<b>CZ0240/4GT-2-X04</b>

## 附件: 外壳 Accessorise: enclosure

图样 Illustration	防爆标志 Ex mark	电缆入口方向/数量 Direction of cable entry / Quantity	重量 (kg) Weight	订购号 Order No.
 <p>S X</p>	Ex eb IIC Gb Ex tb IIIC Db		0.287	<b>CZ0240/4GT-A-X00</b>
		X 底部 Bottom 2 × Φ 20.5	0.287	<b>CZ0240/4GT-A-X22</b>
		X 底部 Bottom 2 × Φ 25.5	0.287	<b>CZ0240/4GT-A-X33</b>
		X 底部 Bottom 1 × Φ 32.5	0.287	<b>CZ0240/4GT-A-X04</b>
 <p>S X</p>	Ex eb IIC Gb Ex tb IIIC Db		0.360	<b>CZ0240/5GT-3-X00</b>
		X 底部 Bottom 2 × Φ 20.5	0.360	<b>CZ0240/5GT-3-X22</b>
		X 底部 Bottom 2 × Φ 25.5	0.360	<b>CZ0240/5GT-3-X33</b>
		X 底部 Bottom 1 × Φ 32.5	0.360	<b>CZ0240/5GT-3-X04</b>
 <p>S X</p>	Ex eb IIC Gb Ex tb IIIC Db		0.357	<b>CZ0240/5GT-2-X00</b>
		X 底部 Bottom 2 × Φ 20.5	0.357	<b>CZ0240/5GT-2-X22</b>
		X 底部 Bottom 2 × Φ 25.5	0.357	<b>CZ0240/5GT-2-X33</b>
		X 底部 Bottom 1 × Φ 32.5	0.357	<b>CZ0240/5GT-2-X04</b>
 <p>S X</p>	Ex eb IIC Gb Ex tb IIIC Db		0.347	<b>CZ0240/5GT-1A-X00</b>
		X 底部 Bottom 2 × Φ 20.5	0.347	<b>CZ0240/5GT-1A-X22</b>
		X 底部 Bottom 2 × Φ 25.5	0.347	<b>CZ0240/5GT-1A-X33</b>
		X 底部 Bottom 1 × Φ 32.5	0.347	<b>CZ0240/5GT-1A-X04</b>
 <p>S X</p>	Ex eb IIC Gb Ex tb IIIC Db		0.410	<b>CZ0240/6GT-4-X00</b>
		X 底部 Bottom 2 × Φ 20.5	0.410	<b>CZ0240/6GT-4-X22</b>
		X 底部 Bottom 2 × Φ 25.5	0.410	<b>CZ0240/6GT-4-X33</b>
		X 底部 Bottom 1 × Φ 32.5	0.410	<b>CZ0240/6GT-4-X04</b>
 <p>S X</p>	Ex eb IIC Gb Ex tb IIIC Db		0.414	<b>CZ0240/6GT-3-X00</b>
		X 底部 Bottom 2 × Φ 20.5	0.414	<b>CZ0240/6GT-3-X22</b>
		X 底部 Bottom 2 × Φ 25.5	0.414	<b>CZ0240/6GT-3-X33</b>
		X 底部 Bottom 1 × Φ 32.5	0.414	<b>CZ0240/6GT-3-X04</b>
 <p>S X</p>	Ex eb IIC Gb Ex tb IIIC Db		0.408	<b>CZ0240/6GT-1A-X00</b>
		X 底部 Bottom 2 × Φ 20.5	0.408	<b>CZ0240/6GT-1A-X22</b>
		X 底部 Bottom 2 × Φ 25.5	0.408	<b>CZ0240/6GT-1A-X33</b>
		X 底部 Bottom 1 × Φ 32.5	0.408	<b>CZ0240/6GT-1A-X04</b>
 <p>S X</p>	Ex eb IIC Gb Ex tb IIIC Db		0.404	<b>CZ0240/6GT-2A-X00</b>
		X 底部 Bottom 2 × Φ 20.5	0.404	<b>CZ0240/6GT-2A-X22</b>
		X 底部 Bottom 2 × Φ 25.5	0.404	<b>CZ0240/6GT-2A-X33</b>
		X 底部 Bottom 1 × Φ 32.5	0.404	<b>CZ0240/6GT-2A-X04</b>

**A**